





## VETIVA MONEY MARKET FUND

### AUDITED FINANCIAL STATEMENTS FOR THE YEAR ENDED 31 DECEMBER 2021


STATEMENT OF FINANCIAL POSITION			STATEMENT OF PROFIT OR LOSS AND OTHER COMPREHENSIVE INCOME		
As at 31 December			For the Year ended 31 December		
	2021	2020		2021	2020
	₦	₦		₦	₦
<b>Assets</b>					
Cash and cash equivalents	183,358,519	309,209,279	Interest income	44,213,861	71,827,100
Financial Assets at fair value through profit or loss	553,170,638	872,494,539	Net (loss)/gain from financial assets at fair value through profit or loss	1,388,445	(8,739,856)
Accounts Receivables	2,526,243	2,526,243	Other Income	1,882	-
<b>Total assets</b>	<b>739,055,400</b>	<b>1,184,230,061</b>	<b>Total revenue</b>	<b>45,604,188</b>	<b>63,087,244</b>
<b>Liability</b>			Other Operating expenses	(10,927,342)	(20,269,087)
Accounts payable	4,734,966	5,157,239	<b>Profit /(Loss)/before tax</b>	<b>34,676,846</b>	<b>42,818,157</b>
<b>Net assets attributable to unit holders</b>	<b>734,320,433</b>	<b>1,179,072,822</b>	Income tax expense	(152,445)	(187,670)
<b>Represented by:</b>			<b>Profit/(Loss) for the Year</b>	<b>34,524,401</b>	<b>42,630,487</b>
Equity attributable to unitholders at par	720,648,543	1,172,684,236	<b>Other comprehensive income</b>		
Retained earnings	13,671,890	6,388,586	<b>Total comprehensive income for the year</b>	<b>34,524,401</b>	<b>42,630,487</b>
<b>Total</b>	<b>734,320,433</b>	<b>1,179,072,822</b>	Earnings/loss per unit (kobo)	5	4

*These financial statements were approved by the Board of Directors of the Fund Manager on 23 March 2022 and signed on its behalf by:*

  
**Chuka Eseka**  
 Chairman  
 FRC/2013/ICAN/00000003262  
 Vetiva Fund Manager Limited

  
**Damilola Ajayi**  
 MD / CEO  
 FRC/2013/ICAN/00000004412  
 Vetiva Fund Manager Limited

**Additionally certified by:**

  
**Ayodeji Oshin**  
 Chief Financial Officer  
 FRC/2013/ICAN/00000003264  
 Vetiva Fund Managers Limited