



VETIVA GRIFFIN 30 EXCHANGE TRADED FUND ("VG 30 ETF")

Friday, 4 November 2016

FUND DETAILS

Listing Date	14th March 2014
Listing Price	₦17.27
Domicile	Nigeria
Currency	Naira (NGN)
Stock Exchange	Nigerian Stock Exchange
NSE Code	VETGRIF30
ISIN	NGVETGRIF309
Bloomberg	VETGRIF3 NL
Gross Expenses	0.90%
NAV/Unit (4.11.2016)	NGN 12.33
Units Outstanding	150,400,000 units
Rebalancing Frequency	Half-Yearly
Closing Price (4.11.2016)	₦ 12.45

DISTRIBUTION HISTORY

No. of Distributions	4
2014 (Total)	₦0.20
2015 (Total)	₦0.27
Distribution Frequency	Semi - Annual

INDEX CHARACTERISTICS

Benchmark Index	NSE 30 Index
Number of Holdings	30
Bloomberg Ticker	NGSE30
NSE 30 Index (4.11.2016)	1201.51
Date of Last Rebalancing	30.06.16

Contact Details:

Tel: +234 (1) 4530697
 Website: www.vetiva.com/funds
 Email address: funds@vetiva.com
sales@vetiva.com

FUND DESCRIPTION

The Vetiva Griffin 30 ETF "VG 30 ETF" is an open-ended Exchange Traded Fund managed by Vetiva Fund Managers Limited. The VG 30 ETF is designed to track the performance of the constituent companies of the NSE 30 Index and to replicate the price and yield performance of the Index.

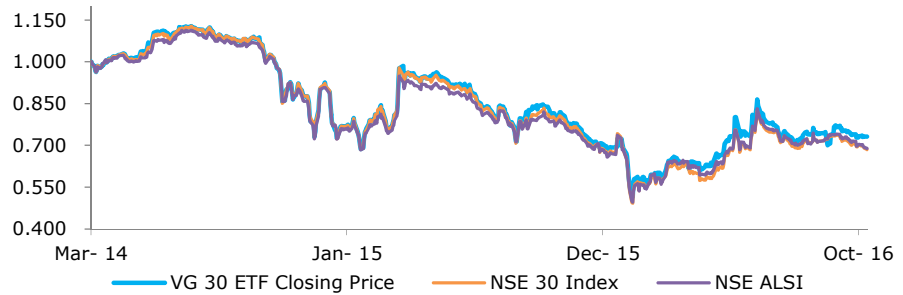
INDEX DESCRIPTION

The NSE 30 Index comprises of the top 30 companies listed on the Nigerian Stock Exchange ("NSE") in terms of market capitalization and liquidity and is a price index weighted by adjusted market capitalization.

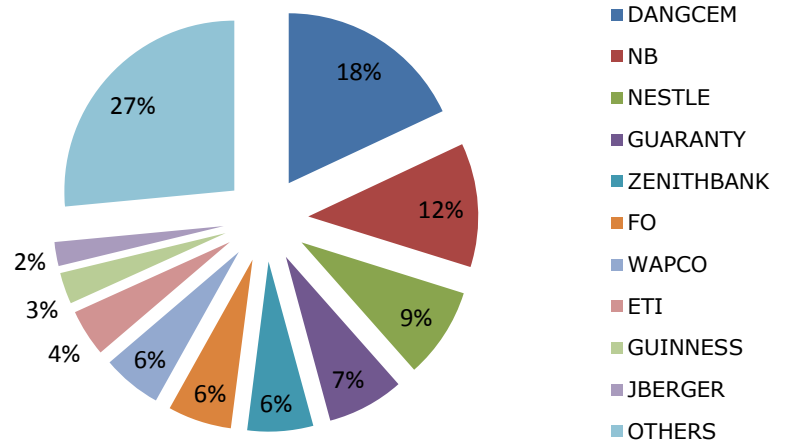
PERFORMANCE HISTORY¹

RETURN	ETF PRICE	NSE-30	NSE ALSI
Return from Listing Date	-27.91%	-30.44%	-30.17%
Year to Date	-1.19%	-6.69%	-6.13%
Quarter to Date	-3.34%	-4.77%	-4.78%
Month to Date	-0.24%	-0.88%	-0.88%

Price Movement vs NSE 30 & NSE ALSI



TOP TEN HOLDINGS



*Holdings are subject to change



VETIVA GRIFFIN 30 EXCHANGE TRADED FUND ("VG 30 ETF")

FUND DETAILS

Listing Date	21 st October 2015
Listing Price	₦3.21
Domicile	Nigeria
Currency	Naira (NGN)
Stock Exchange	Nigerian Stock Exchange
NSE Code	VETBANK
ISIN	NGVETBANK009
Bloomberg	VETBANK NL
NAV/Unit (04.12.2015)	NGN 2.509
Units Outstanding	36,562,235 units
Rebalancing Frequency	Half-Yearly
Closing Price (04.12.2015)	₦ 2.81

DISTRIBUTION HISTORY

No. of Distributions	0
Distribution Frequency	Semi - Annual

INDEX CHARACTERISTICS

Benchmark Index	NSE BANKING Index
Number of Holdings	10
Bloomberg Ticker	VETINDSETF NL
NSE BANKING Index (04.12.2015)	281.24

Contact Details:

Tel: +234 (1) 4530697
 Website: www.vetiva.com/funds
 Email address: funds@vetiva.com
sales@vetiva.com

FUND DESCRIPTION

The Vetiva Banking ETF "VETBANK ETF" is an open-ended Exchange Traded Fund managed by Vetiva Fund Managers Limited. The VETBANK ETF is designed to track the performance of the constituent companies of the NSE BANKING Index and to replicate the price and yield performance of the Index.

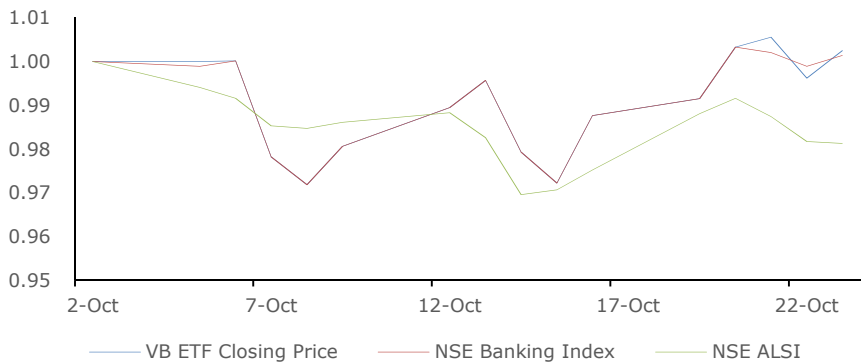
INDEX DESCRIPTION

The NSE BANKING Index comprises of the top 10 banks listed on the Nigerian Stock Exchange ("NSE") in terms of market capitalization and liquidity and is a price index weighted by adjusted market capitalization.

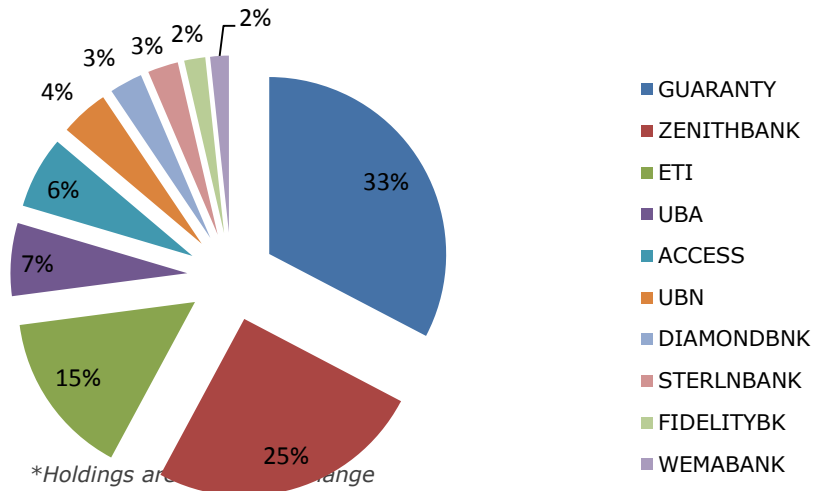
PERFORMANCE HISTORY¹

RETURN	ETF PRICE	NSE-BANKING	NSE ALSI
Return from Listing Date	-0.084%	-0.069%	-1.885%
Month to Date	-0.172%	-0.085%	-3.864%
Quarter to Date	-0.172%	-0.085%	-3.864%
Year to Date	-0.172%	-9.030%	-13.403%

Price movement vs NSE Banking vs NSE ALSI



TOP TEN HOLDINGS





FUND DETAILS

Listing Date	21 st October 2015
Listing Price	₦7.64
Domicile	Nigeria
Currency	Naira (NGN)
Stock Exchange	Nigerian Stock Exchange
NSE Code	VETGOODS
ISIN	NGVETGOODS08
Bloomberg	VETGOODS NL
NAV/Unit (23.10.2015)	NGN 6.965
Units Outstanding	150,400,000 units
Rebalancing Frequency	Half-Yearly
Closing Price (23.10.2015)	₦7.63

DISTRIBUTION HISTORY

No. of Distributions	0
Distribution Frequency	Semi - Annual

INDEX CHARACTERISTICS

Benchmark Index	NSE Consumer Goods Index
Number of Holdings	15
Bloomberg Ticker	VETGOODS NL
NSE Consumer Goods Index (23.10.2015)	763.16

Contact Details:

Tel: +234 (1) 4530697
 Website: www.vetiva.com/funds
 Email address: funds@vetiva.com
sales@vetiva.com

FUND DESCRIPTION

The Vetiva Consumer ETF "VETGOODS ETF" is an open-ended Exchange Traded Fund managed by Vetiva Fund Managers Limited. The VETGOODS ETF is designed to track the performance of the constituent companies of the NSE Consumer Goods Index and to replicate the price and yield performance of the Index.

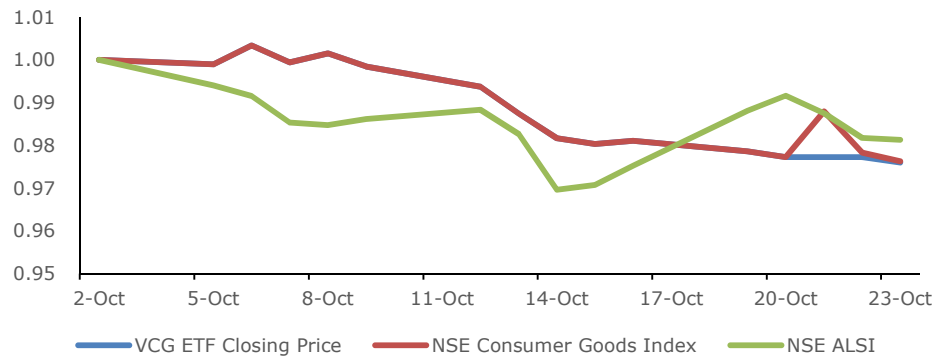
INDEX DESCRIPTION

The NSE Consumer Goods Index comprises of the top 15 companies in the Food/Beverages and Tobacco sector listed on the Nigerian Stock Exchange ("NSE") in terms of market capitalization and liquidity and is a price index weighted by adjusted market capitalization.

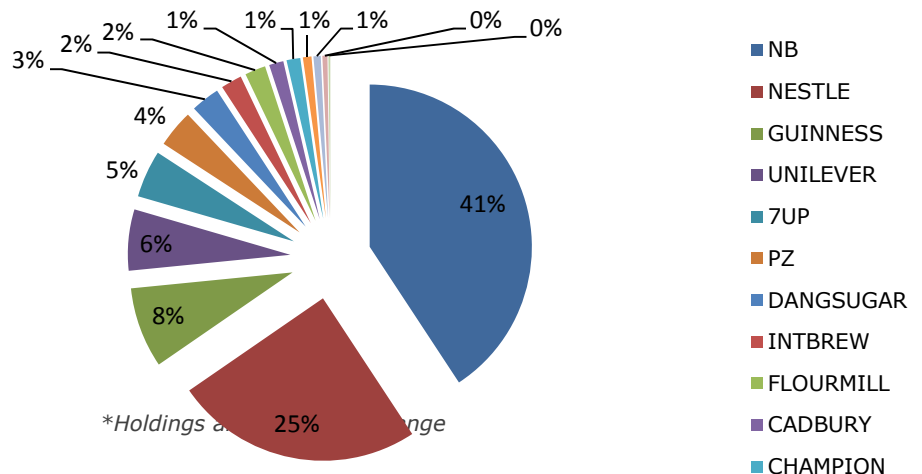
PERFORMANCE HISTORY¹

RETURN	ETF PRICE	NSE-CONSUMER GOODS	NSE ALSI
Return from Listing Date	-2.386%	-2.366%	-1.885%
Month to Date	-2.386%	-5.468%	-3.864%
Quarter to Date	-2.386%	-5.468%	-3.864%
Year to Date	-2.386%	-15.537%	-13.403%

Price Movement vs NSE Consumer Goods vs NSE ALSI



TOP TEN HOLDINGS





VETIVA GRIFFIN 30 EXCHANGE TRADED FUND ("VG 30 ETF")

FUND DETAILS

Listing Date	21 st October 2015
Listing Price	₦21.77
Domicile	Nigeria
Currency	Naira (NGN)
Stock Exchange	Nigerian Stock Exchange
NSE Code	VETINDETf
ISIN	NGVETINDETf8
Bloomberg	VETINDSETf NL
NAV/Unit (27.10.2015)	NGN 19.916
Units Outstanding	7,561,523 units
Rebalancing Frequency	Half-Yearly
Closing Price (23.10.2015)	₦21.18

DISTRIBUTION HISTORY

No. of Distributions	0
Distribution Frequency	Semi - Annual

INDEX CHARACTERISTICS

Benchmark Index	NGSEINDS Index
Number of Holdings	10
Bloomberg Ticker	VETINDSETf NL
NSE INDUSTRIAL Index (27.10.2015)	2,117.5
Date of Last Rebalancing	Nil

Contact Details:

Tel: +234 (1) 4530697
 Website: www.vetiva.com/funds
 Email address: funds@vetiva.com
sales@vetiva.com

FUND DESCRIPTION

The Vetiva Industrial ETF "VETIND ETF" is an open-ended Exchange Traded Fund managed by Vetiva Fund Managers Limited. The VETIND ETF is designed to track the performance of the constituent companies of the NSE Industrial Index and to replicate the price and yield performance of the Index.

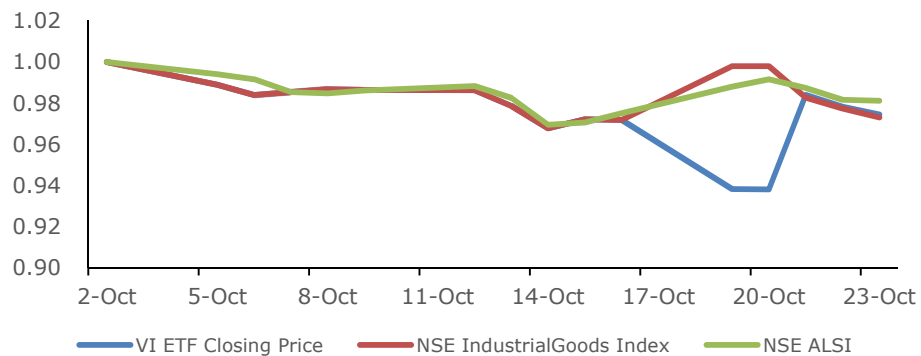
INDEX DESCRIPTION

The NSE Industrial Index comprises of the top 10 companies in the Industrial sector listed on the Nigerian Stock Exchange ("NSE") in terms of market capitalization and liquidity and is a price index weighted by adjusted market capitalization.

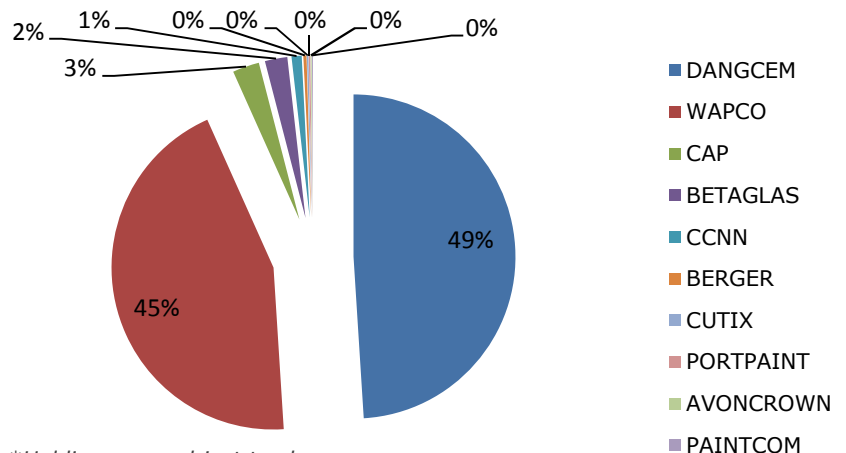
PERFORMANCE HISTORY¹

RETURN	ETF PRICE	NSE-Industrial	NSE ALSI
Return from Listing Date	-2.689%	-2.712%	-1.885%
Month to Date	-2.689%	-5.001%	-3.864%
Quarter to Date	-2.689%	-5.001%	-3.864%
Year to Date	-2.689%	-1.031%	-13.403%

Price movement vs NSE Industrial vs NSE ALSI



TOP TEN HOLDINGS



*Holdings are subject to change



VETIVA
FUND MANAGERS LIMITED
RC: 981804

VETIVA GRIFFIN 30 EXCHANGE TRADED FUND ("VG 30 ETF")

1. *The performance quoted represents past performance and does not guarantee future results. Investment return and principal value of an investment will fluctuate so that an investor's shares, when sold or redeemed, may be worth more or less than the original cost. Current performance may be lower or higher than the performance quoted. Performance data current to the most recent month end may be obtained by calling +234(01) 4530697 or by visiting www.vetiva.com/funds.*

The Fund is subject to tracking errors which is the risk that its returns may not correlate accurately to those of the Index. Tracking errors can be caused by the following: capital gains distribution, index changes, cash drag, fund management and trading fees.

Disclaimer:

Kindly note that the information herein may quickly change and become unreliable for various reasons, including but not limited to changes in market conditions (since investments in equities entail exposure to certain risks, including market risks). Also, kindly note that the above Portfolio constituents are subject to changes in the NSE 30 Index. We strongly advise that you consider, independently, the suitability of the recommendation with your personal profile and objectives. Carefully consider the funds' investment objectives, risk, and charges and expenses. This and other information can be found in the funds' prospectus. You are advised to read and understand the contents of this prospectus. If you are in doubt about its contents or the action to take, please consult your stockbroker, solicitor, banker or an independent investment adviser for guidance. This information is not an offer to sell or a solicitation of an offer to buy shares of any Fund to any person in any jurisdiction in which an offer, solicitation, purchase or sale would be unlawful under the securities laws of such jurisdiction.

The Nigerian Stock Exchange, its affiliates and any global index partner of NSE notified to Vetiva with rights to license the Index to third parties are not affiliated with Vetiva Fund Managers Limited or its affiliates (collectively, "Vetiva") and do not approve, endorse, review or recommend Vetiva or the Vetiva Griffin 30 ETF. The Nigerian Stock Exchange and its affiliates make no warranty, express or implied, as to results to be obtained by any person or entity from the use of the Vetiva Griffin 30 ETF, NSE 30 Index, or any data or values included therein or in connection therewith, and expressly disclaim all warranties of merchantability or fitness for a particular purpose with respect thereto. The Nigerian Stock Exchange and its affiliates and their respective partners, employees, subcontractors, agents, suppliers, and vendors shall have no liability or responsibility, contingent or otherwise, for any injury or damages, whether caused by any such party's negligence or otherwise, arising in connection with the Vetiva Griffin 30 ETF, the NSE 30 Index or any data or values included therein or in connection therewith and shall not be liable for any lost profits, losses, punitive, incidental or consequential damages.